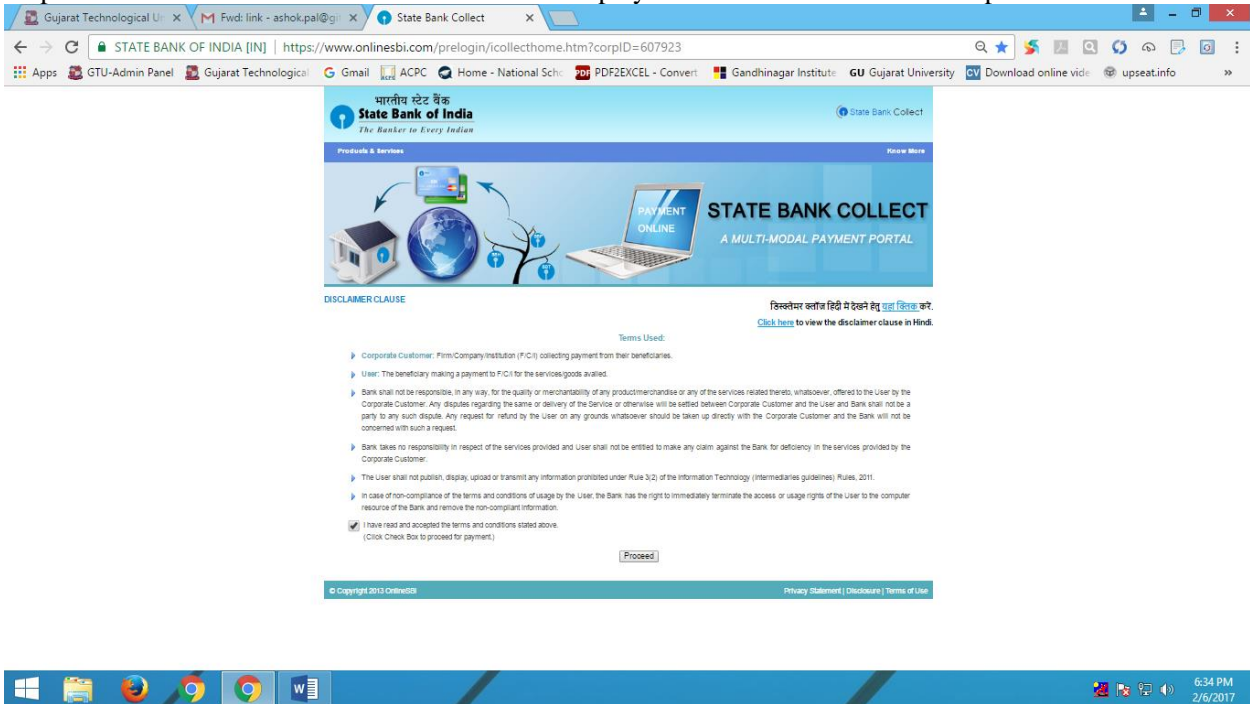


Procedure to make Payment

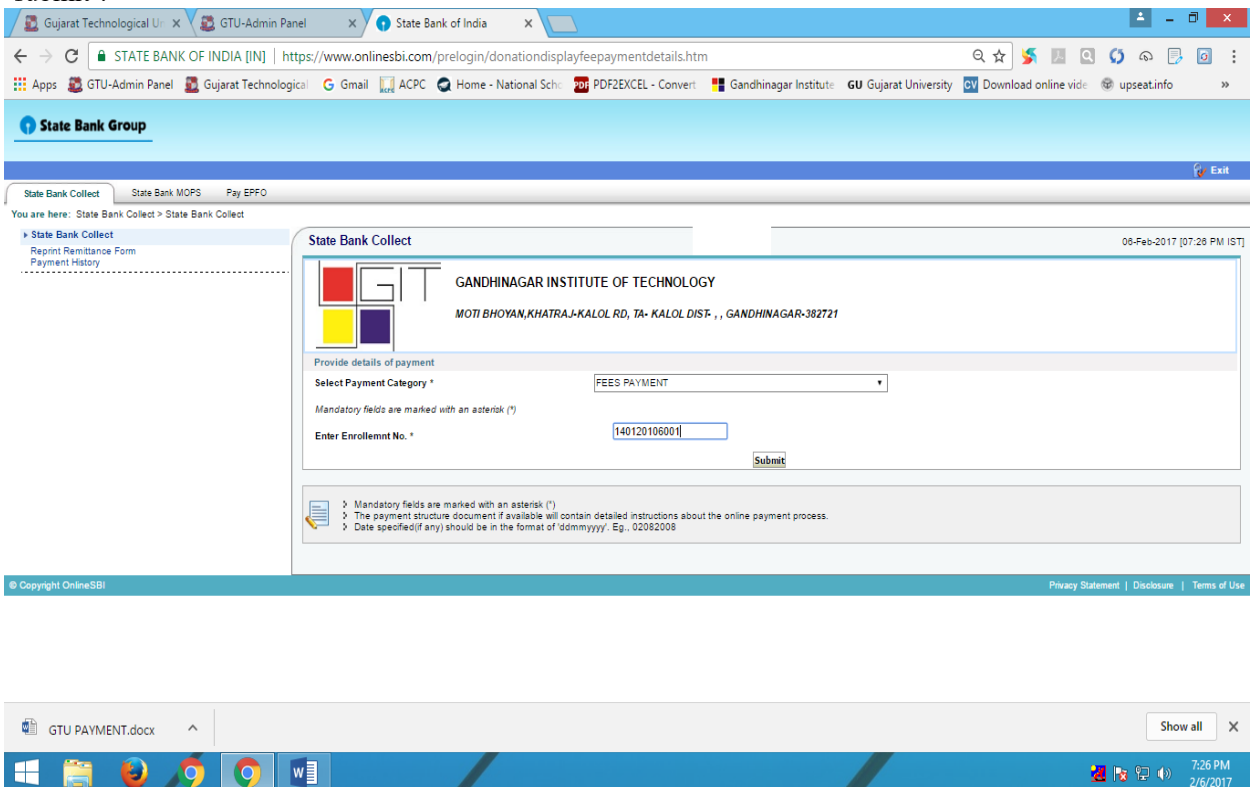
GANDHINAGAR INSTITUTE OF TECHNOLOGY

Link: <https://www.onlinesbi.com/prelogin/collecthome.htm?corpID=607923>

Step – 1: Click the Link and below screen will be displayed. Tick check box and click ‘proceed’.



Step – 2: Select appropriate payment category from drop down menu. Enter enrollment number and click ‘submit’.




Step – 3: Fill all the necessary details in the form, verify it and then click ‘Submit’.

of India x

https://www.onlinesbi.com/prelogin/suvidhaparamdisplay.htm

Upload & Convert Vid Java SE Runtime Envir Content Filtering Download Windows 1 Online Recharge on F New Tab Words Worth



GANDHINAGAR INSTITUTE OF TECHNOLOGY
MOTI BHOYAN, KHATRAJ-KALOL RD, TA- KALOL DIST., GANDHINAGAR-382721

Provide details of payment

Select Payment Category* FEES PAYMENT

Enrollemnt No.* 140120106001

Name of Students* AAKASH SHUKLA

Branch* CL

Sem* 6

TUITION FEE* 27500

GTU AFFILIATION FEE 300

Remark* 0

Remarks

Please enter your Name, Date of Birth & Mobile Number. This is required to reprint your e-receipt / remittance(PAP) form, if the need arises.

Name*

Date of Birth*

Mobile Number*

Enter the text as shown in the image*

C3713

Step – 4: It is a confirmation screen. Confirm the details and click ‘Confirm’.

Gujarat Technological U GTU-Admin Panel State Bank of India

STATE BANK OF INDIA [IN] https://www.onlinesbi.com/prelogin/lastfivebndetails.htm

State Bank Group

State Bank Collect State Bank MOPS Pay EPFO

You are here: State Bank Collect > State Bank Collect

State Bank Collect

Reprint Remittance Form

Payment History

State Bank Collect

Verify details and confirm this transaction

Name	GANDHINAGAR INSTITUTE OF TECHNOLOGY
Category	FEES PAYMENT
Enrollemnt No.	140120106001
Name of Students	AAKASH SHUKLA
Branch	CL
Sem	6
Remark	0
TUITION FEE	27500
GTU AFFILIATION FEE	300
Total Amount	INR 27,800.00
Remarks	

Please ensure that you are making the payment to the correct payee.

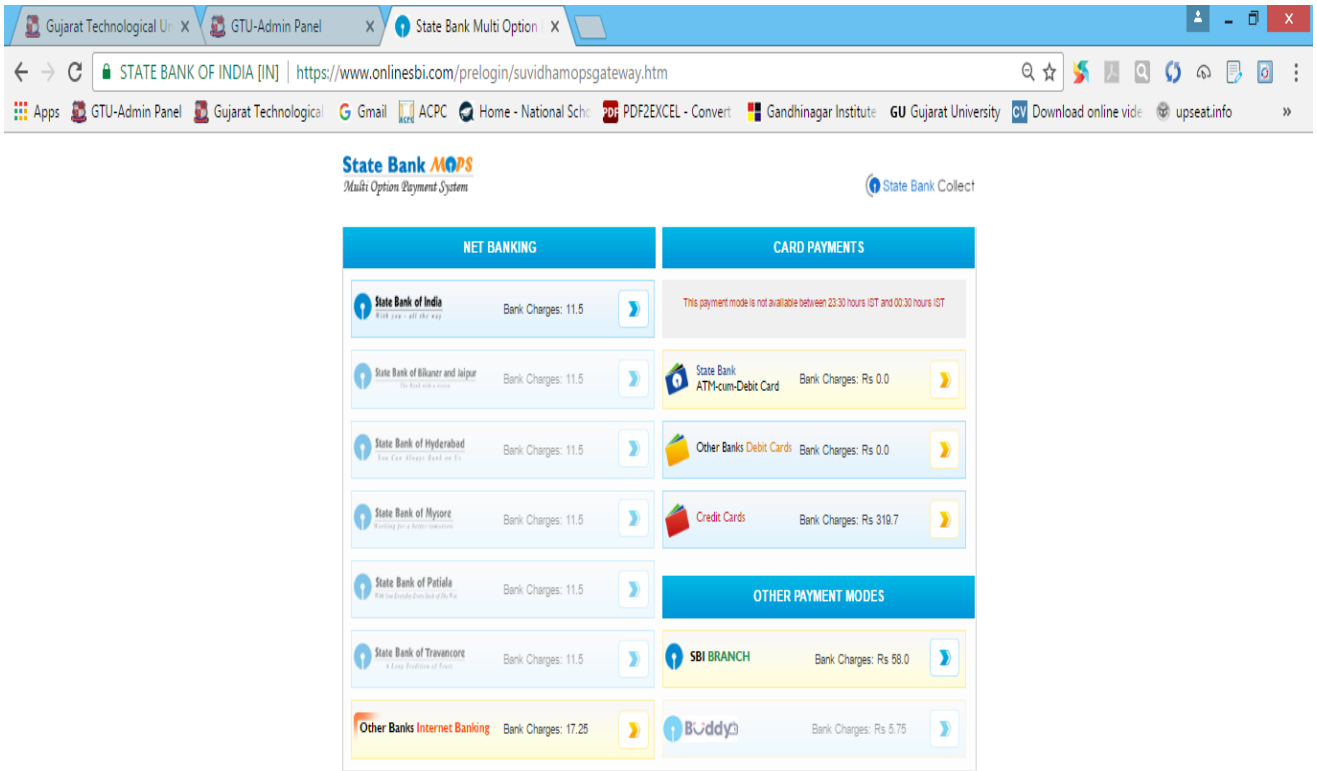
© Copyright OnlineSBI Privacy Statement Disclosure Terms of Use

GTU PAYMENT.docx Show all

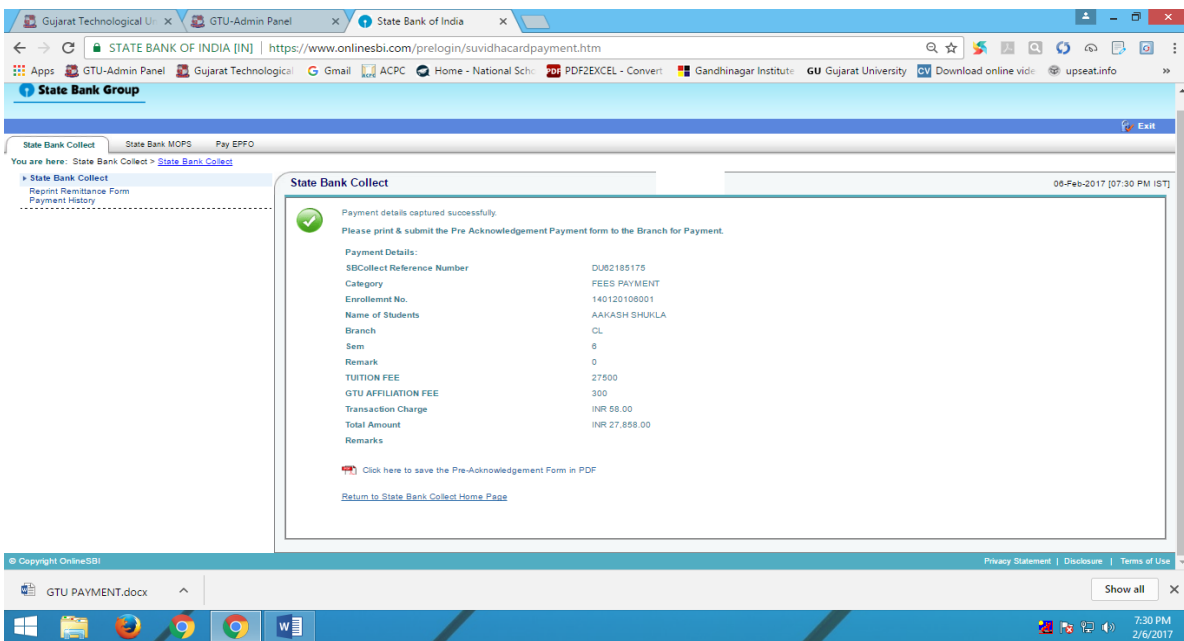
7:28 PM 2/6/2017

Step – 5: Now select the payment option from the following:

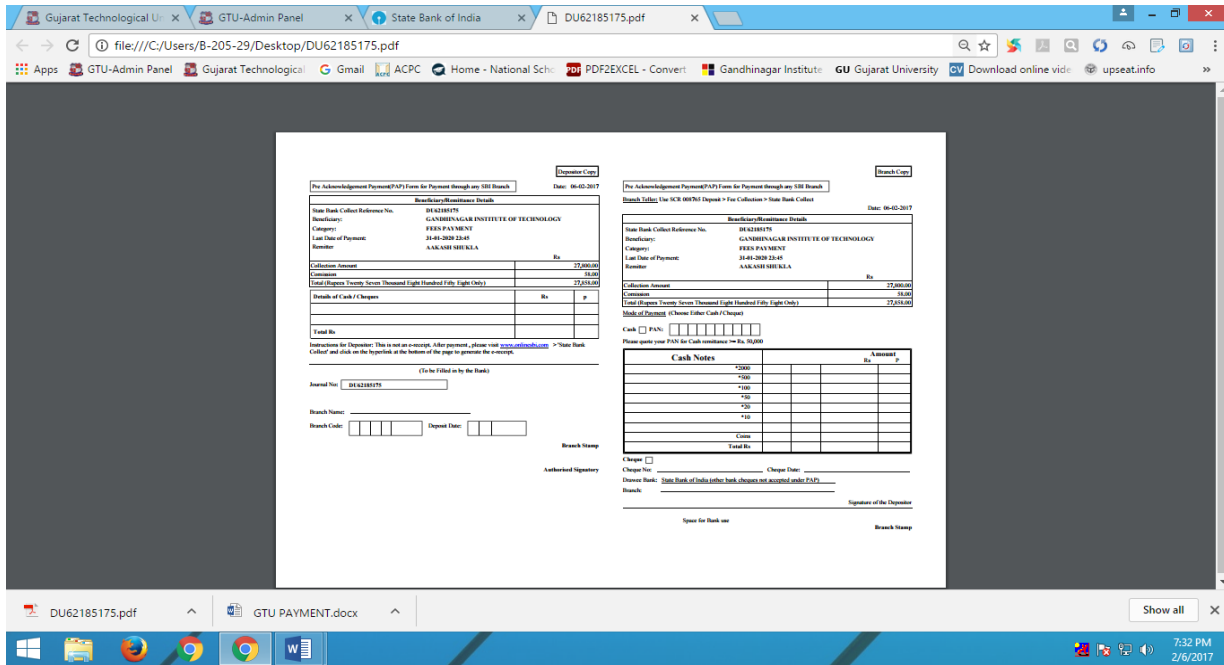
1. Net Banking (If you have an account with State Bank of India or any other Bank)
2. Card payment (Debit card / Credit card / other Bank debit card)
3. Other payment mode (With manual challan to pay at SBI branch by cash/cheque)



Step – 6: If you choose ‘SBI branch’ under ‘Other payment modes’ then it will display below screen. It means that your information is stored in SBI database and then click on ‘Pre-acknowledge form in PDF’ link to generate the challan.



Step – 7: Print the challan as shown below, go to any SBI branch and pay the fees as per challan at cash counter.



Note: After making payment by any of the above modes, students are required to submit copy of acknowledge slip (in case of net banking and card payment) or copy of depositor challan (in case of other payment modes) to students' section within 2 days of payment without fail.